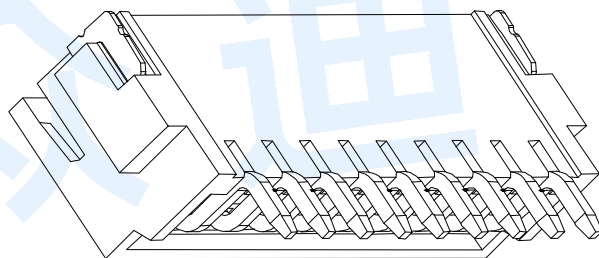
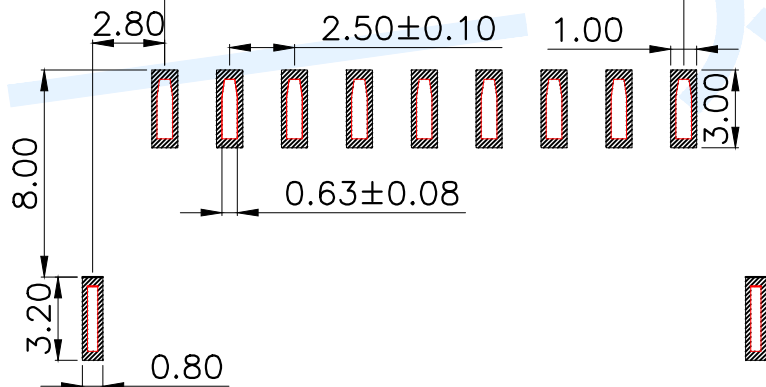
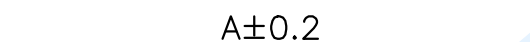
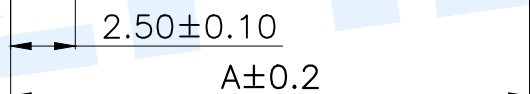
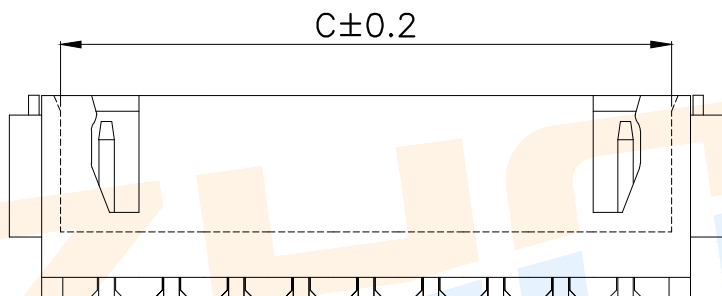
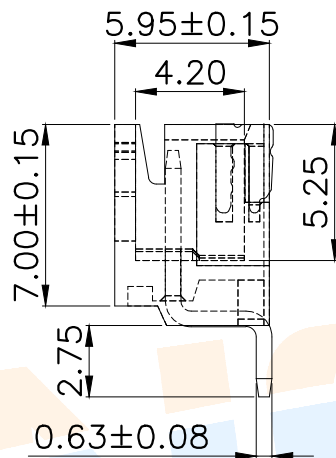
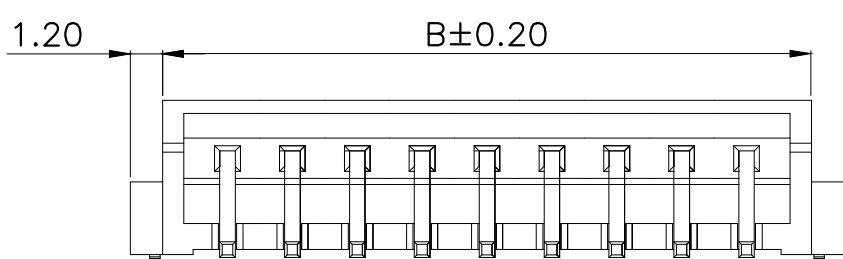


RoHS



适用线路板(PCB LAYOUT)

Model No.	Pin	A	B	C
WAFER-XH2.54-2PWT-W1	2	2.50	7.50	6.05
WAFER-XH2.54-3PWT-W1	3	5.00	10.00	8.55
WAFER-XH2.54-4PWT-W1	4	7.50	12.50	11.05
WAFER-XH2.54-5PWT-W1	5	10.00	15.00	13.55
WAFER-XH2.54-6PWT-W1	6	12.50	17.50	16.05
WAFER-XH2.54-7PWT-W1	7	15.00	20.00	18.55
WAFER-XH2.54-8PWT-W1	8	17.50	22.50	21.05
WAFER-XH2.54-9PWT-W1	9	20.00	25.00	23.55
WAFER-XH2.54-10PWT-W1	10	22.50	27.50	26.05
WAFER-XH2.54-11PWT-W1	11	25.00	30.00	28.55
WAFER-XH2.54-12PWT-W1	12	27.50	32.50	31.05
WAFER-XH2.54-13PWT-W1	13	30.00	35.00	33.55
WAFER-XH2.54-14PWT-W1	14	32.50	37.50	36.05
WAFER-XH2.54-15PWT-W1	15	35.00	40.00	38.55
WAFER-XH2.54-16PWT-W1	16	37.50	42.50	41.05
WAFER-XH2.54-17PWT-W1	17	40.00	45.00	43.55
WAFER-XH2.54-18PWT-W1	18	42.50	47.50	46.05
WAFER-XH2.54-19PWT-W1	19	45.00	50.00	48.55
WAFER-XH2.54-20PWT-W1	20	47.50	52.50	51.05

WAFER-XH2.54-□□PWT-W1 (-P=盘装, 非盘装不启用)

Specifications/技术规格:

- 1.Poles/线数: 2~20P
- 2.Wire range/适用线规: AGW 28#~22#
- 3.Applicable PC board thickness/适用PC板厚度: 1.6mm
- 4.Current rating/额定电流: 3.0A
- 5.Voltage rating/额定电压: 250V DC/AC
- 6.Insulation Resistance/绝缘电阻: 1000MΩ Min
- 7.Dielectric Withstanding/耐电压: 1000V AC/minute
- 8.Contact Resistance/接触电阻: 20mΩ Max
- 9.Operating Temperature/工作温度: -25℃ to +85℃

Ⓒ	Soldering lug		1	Brass	Plating Sn
Ⓑ	Terminal			Brass	Plating Sn
Ⓐ	Housing		1	LCP	Off White
NO.	Name	Number	Qty	Materil	Remarks

ZHONGDI® Zhongdi Electronic Technology Co., Ltd

design	date	name	WAFER CONNECTOR
Review	date	model	WAFER-XH2.54-□□PWT-W1
Approved	date		

Drawing number:	Proportion	1:1	unit	mm	gape number	A4
-----------------	------------	-----	------	----	-------------	----

modify Review Approved Tolerance not specified